
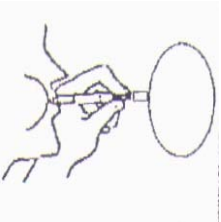
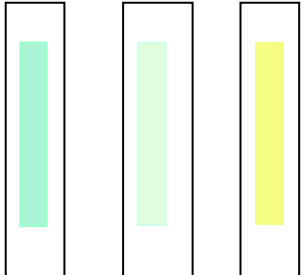


# BREATHCHECK™ HEALTH

## BREATH ALCOHOL DETECTOR CHEM

European Enforcement Level – 0.05%

### Instructions for use by the Police Department

<p><b>Illustration 1.</b></p> 	<p>1. Squeeze middle of the outer plastic tube between thumb and forefinger to break the inner glass ampoule containing yellow crystals. Squeeze only once. Do not crush or bend tube. Use tester immediately.</p>
<p><b>Illustration 2.</b></p> <p><b>12 seconds</b></p> 	<p>2. Each box of 40 test devices contains 4 plastic bags (one per 10 testers), which are used to ensure that enough air passes through the tester. A bag is attached to the tube at the end opposite the blowing end (which is marked with an arrow). Take a deep breath and blow very hard until the bag is fully inflated. Do not inhale. Adequate blowing is indicated by full inflation of the bag which takes approximately 12 seconds. Stop blowing when the bag is fully inflated. Remove it, deflate it, and return it to the kit for additional uses.</p> <p>Note: If the bag cannot be fully inflated in one breath, take a second deep breath and blow again until the bag is full.</p>
<p><b>Illustration 3.</b></p> <p><b>2 Minutes</b></p> <p><b>&gt;0.05%</b>    <b>&lt;0.05%</b>    <b>Negative</b></p>  <div style="border: 1px solid black; padding: 5px; margin-top: 10px;"> <p>1. <b>GREEN-BLUE: POSITIVE</b> <b>GREATER THAN 0.05%</b></p> <p>2. <b>LIGHT GREEN: ALCOHOL</b> <b>LEVEL IS LESS THAN</b> <b>0.05%</b></p> <p>3. <b>YELLOW: NEGATIVE</b></p> </div>	<p>3. After 2 minutes, if the color of the crystals in the tester changes to an Aqua (Green-Blue) cast, the level of alcohol is 0.05% or greater. If the color of the crystals in the tester remains yellow or changes to light Green but not Green/Blue, the alcohol level is below 0.05%. Note: Before reading the results, shake the device to evenly distribute the color of the crystals.</p>

### Product Description

**Breathcheck™ - Breath Alcohol Detector** is a disposable breath alcohol indicator designed for one-time use. The Breathcheck™ - Breath Alcohol Detector contains indicator chemistry that will undergo a color change in the presence of alcohol contained in the breath of the subject. This product provides a reliable indication of alcohol present in the exhaled breath of the test subject when the instructions for use of the Breathcheck™- Breath Alcohol Detector are rigidly followed.

The device is intended to serve as a screening device for breath alcohol. A positive result requires a confirmation using an evidential quality device.

Use immediately after breaking glass ampoule. Do not use if glass ampoule containing crystals is ruptured prematurely or if crystals are not yellow

The device in this box should not be used after the expiration date printed on the box.

**Keep out of reach of children.** Do not immerse in liquid.

**Do not ingest.** If ingested, induce vomiting and contact your physician.

**Note:** Should not be used in Sodium Vapor Light conditions which could alter the appearance of the color.

**Storage temperature (18°C – 36°C):** Breathcheck™ - Breath Alcohol Detector is not temperature sensitive and will not be harmed by exposure to cold, freezing, or even temperatures up to 50°C. For optimum results, the test should be performed within the range of 18°C to 36°C. For this reason, storage is recommended at the same temperature.

**Light Exposure:** the product is not affected by direct and/or long term exposure to either sunlight or bright artificial light. The test should not however, be conducted under a Sodium Vapor Light due to its yellow color influence.

Manufactured in the USA by:

**HEALTH-CHEM**  
DIAGNOSTICS

3341 S.W 15<sup>th</sup> ST. POMPANO BEACH, FL 33069 USA  
Phone: (954) 979-3845 – Fax: (954) 979-7997  
[www.healthchemdiagnostics.com](http://www.healthchemdiagnostics.com)

Certified ISO CMDCAS 13485:2003



FM77504 - Quality Award  
FDA Establishment Registration No.1048532

# BREATHCHECK™ HEALTH

## BREATH ALCOHOL DETECTOR CHEM

**European Enforcement Level - 0.05%**  
**Lot Number: 1002061 - Exp. Date: 2008/Feb.**

Specially labeled for use with the Health-Chem Diagnostics BREATHCHECK™ Electronic Reader\*

\* These BREATHCHECK™ Alcohol Testers have no individual color comparator labels. For VISUAL testing, use the color chart on the opposite side of this package insert (*illustration 3*)

**NOTE:** New improved individual device packaging.

To open without handling mouth piece, so that the device can be assembled and initiated without physically touching the mouth piece end, which comes in contact with the lips.

### **INSTRUCTIONS:**

- 1/ Cut or tear the plastic pouch on the end opposite the mouth piece (mouth piece is indicated by the arrows and the word "blow").
- 2/ Affix the inflation bag to the end of the device (the end containing instructions 1, 2, 3) holding the test by only touching the outside of the plastic pouch.

### **YOU SHOULD NOW BE READY TO PERFORM THE TEST**

- 3/ When ready to perform the test, grip the "Breathcheck - Breath Alcohol Detector" between thumb and forefinger in the approximate area of the window, while still in the protective plastic pouch (See package insert for operating directions).
- 4/ Squeeze to break the ampoule containing the detection crystals. The device may now be removed from the plastic pouch, and handled by the end affixed to the inflation bag, to be placed in the mouth for testing.

Manufactured by Health-Chem Diagnostics LLC,  
US FDA & ISO CERTIFIED FACILITY  
3341 SW 15<sup>th</sup> Street - Pompano Beach, FL – USA  
Tel: (954) 979-3845 – Fax: (954) 979-7997 – [www.healthchemdiagnostics.com](http://www.healthchemdiagnostics.com)